

# TECHNICAL INFORMATION

## WS EasyFinish SATIN



### Tried and tested million times over

Water-based 1-component finish for wooden floors. For heavy wear. This finish has been used on millions of m<sup>2</sup>, making it comparable in terms of resilience with 2-component products. Elastic, good chemical and abrasion resistance.




- Easy 1K system combined with 2K performance
- Outstanding application qualities – easy to use and safe, no lap marks
- Very low emission, certified to EMICODE® EC1
- Suitable for almost all wood species as well as cork
- Long-lasting beauty of the floor – high resistance to mechanical wear and household chemicals

### Range of use:

Suitable for parquet, wood and cork flooring.



## Technical Data

<b>Art.-no.</b> 11517			
	1 l 5 l	12 4	480 128
Gloss level approx.*	20		
Solids	31 ±2%		
Viscosity DIN 4	23 ±2s		
Storage and transportation	12 months of storage stability. No hazardous material according to ADR. Store and transport between +5 to +25°C. Protect from frost.		
GISCODE	W3+		
2004/42/CE	EU limit value for this product (cat. A/i): 140 g/l (2010). This product contains max. 80 g/l VOC.		

\* The degree of gloss is measured at 60° on glass. It depends on the layer thickness and ambient conditions (temp., rel. humidity) during the drying process. The values are intended merely as a guide.

10/12/2019



# TECHNICAL INFORMATION

## WS EasyFinish SATIN



### Application

- The surface must be sanded properly, wood moisture content max. 12%.
- The floor must be dry and free from any old coatings, oil, grease, wax, silicone, sanding dust and other contaminants. Room temperature +15°C to +25°C, relative humidity 40% to 75%, material temperature +18°C to +25°C. Ensure working areas are adequately ventilated.
- Transfer material to a LOBATOOL varnish bucket before applying.
- Shake the contents well.
- Observe the general and, if available, the product-specific health and safety instructions. More specific information relating to GISCODE can be found in the usage instructions, which are available at [www.wingis-online.de](http://www.wingis-online.de).
- This product is part of the LOBA and Wakol "Connected Systems". The approved combinations with Wakol parquet adhesives may be found in the "Connected Systems" Matrix: [www.loba.de/connected-systems](http://www.loba.de/connected-systems)

### Thinner

The product is supplied ready for use and must not be diluted!

### Application tool/application rate

LOBATOOL roller Deluxe 120 / 100-120 ml(g)/m<sup>2</sup> = 8-10m<sup>2</sup>/l(kg)

LOBATOOL roller Microfaser 100-120 / 80-100 ml(g)/m<sup>2</sup> = 10-12m<sup>2</sup>/l(kg)

### Intermediate sanding

Able to recoat without intermediate sanding within the first 24 hours. After this time, an intermediate sanding is necessary. An intermediate sanding before the last application will achieve an even finish. Use LOBASAND perforated pad P120 or finer, alternatively Sanding Net P120 or finer. Carefully remove dust before overcoating.

### Drying time

- Earliest possible recoating after 4-6 hours.
- Careful use possible after 4-6 hours.
- Earliest possible intermediate sanding after 8-10 hours.
- Light use after 24 hours.
- Full use and covering possible after 5 days.
- The floor can be covered earlier by using LOBATOOL Cover 400, for details see the TI for the product.

### We recommend using a primer:

to minimise side bonding and to seal off wood constituents, e.g. in exotic timber.

- WS EasyPrime
- OptiPrime
- HS 2K Intensive <sup>A.T.</sup>
- PrimaSeal Plus (contains solvent)

10/12/2019



## WS EasyFinish SATIN



### Application

---

#### **Use on parquet and hardwood floors:**

- Prepare and prime the substrate properly.
- Allow the primer to dry as specified.
- Apply by roller.
- Dry.
- Intermediate sanding.
- Apply second coating layer by roller.

#### **Use on cork:**

Seal only after the adhesive has set adequately.

Untreated natural cork:

- Apply three layers of coating by roller.
- Allow the first layer to dry overnight (reduces the risk of granule swelling).
- Intermediate sanding before the final application.

Not recommended for recoating of old coverings or prefinished cork, therefor the product LOBADUR® WS 2K Duo can be used, see TI for details.



# TECHNICAL INFORMATION

## WS EasyFinish SATIN



### General guidelines

---

**Cleaning of tools:** Clean tools and equipment immediately with water.

**Drying time:** The indicated drying times are valid for +20°C and 50% relative humidity, and assume careful, draught-free ventilation of the working area. Lower temperatures, higher relative humidity or poorer ventilation lead to longer drying times. Do not apply any protective coverings, wet clean the surface or lay carpet until the coating has achieved its final hardening. Product-specific data can be found in the relevant technical information.

**Intermediate sanding:** Where several layers of coatings are applied, if any layer is not overcoated within 24 hours, then the only way to ensure adequate bond between the layers is by intermediate sanding. An intermediate sanding before the final application will achieve an even surface. Carefully clean off the dust after intermediate sanding.

**Use with or without a primer:** Generally all finishes can be used without a primer. The use of a primer increases application reliability and ensures a finish free of lap marks and stripes, almost irrespective of the wood type. Further details can be found in the LOBA wood type list in the current product catalogue.

**Edge bonding:** Water-based coating systems usually show a tendency for edge bonding. Several measures can be taken to minimise the formation of irregular joints and the associated locking effect. The use of shear-resistant or permanently elastic adhesive to glue the parquet, careful filling of the joints with wood putty, use of suitable primers, such as LOBADUR WS EasyPrime, pretreatment of the groove sides on solid wood boards with wax compatible with the coating before laying. Taking steps to ensure that the room climate, in particular the relative humidity, remains constant. (Careful advising of the customer is recommended). Old floors with damaged, weak adhesives, and flexibly glued or nailed parquet, plank flooring, wood block flooring, industrial parquet, as well as parallel parquet, parquet on underfloor heating, and woods which change their moisture content quickly, such as beech and maple.

**Interactions:** Materials such as carpet underlays, furniture legs, castors, flexible adhesives used for parquet or for fixing can lead to softening and discoloration. Material building up in the joints can adversely affect touch and appearance. Exposure to hair dyes or rubber tyres on cars, motorcycles and cycles can lead to permanent, irreversible discoloration of the surface.

**Connected Systems:** Connected Systems approved products are optimized in such way that no dark discoloration, caused by chemical interaction between surfacetreatment and adhesive occurs, when applied in accordance with the technical datasheets.

The information in this document and all other advice and recommendations that we provide to help and assist the applicator are based on previous experience and relate to Spezial conditions. Because of the wide range of possible uses and conditions of application of our products, we do not relieve users from the need to carry out their own trials or to seek technical advice by speaking to the LOBA application engineering department. Observe the floor covering manufacturer's recommendations and the provisions of the current standards. Our liabilities and responsibilities are exclusively in accordance with our Terms and Conditions and are not extended by this information or by our advice. The publishing of a new technical data sheet automatically invalidates the earlier version.

The words or symbols denoted by ® stand for trademark rights that are at least registered and protected in the territory of Germany.

10/12/2019



# TECHNICAL INFORMATION

## WS EasyFinish SEMI-GLOSS




### Tried and tested million times over

Water-based 1-component finish for wooden floors. For heavy wear. This finish has been used on millions of m<sup>2</sup>, making it comparable in terms of resilience with 2-component products. Elastic, good chemical and abrasion resistance.

- Easy 1K system combined with 2K performance
- Outstanding application qualities – easy to use and safe, no lap marks
- Very low emission, certified to EMICODE® EC1
- Suitable for almost all wood species as well as cork
- EasyFinish semi-gloss combined with LOBACARE® SportCare meets the requirements for friction according to DIN 18032 for sports floors
- Long-lasting beauty of the floor – high resistance to mechanical wear and household chemicals

### Range of use:

Suitable for parquet, wood and cork flooring. WS EasyFinish semi-matt achieves the dynamic coefficient of friction for sports flooring as per DIN 18032 in combination with LOBACARE® SportCare.



## Technical Data

### Art.-no.

11517

1 l	12	480	
5 l	4	128	
10 l	-	60	



# TECHNICAL INFORMATION

## WS EasyFinish SEMI-GLOSS



### Technical Data

Gloss level approx.*	45
Solids	31 ±2%
Viscosity DIN 4	23 ±2s
Storage and transportation	12 months of storage stability. No hazardous material according to ADR. Store and transport between +5 to +25°C. Protect from frost.
GISCODE	W3+
2004/42/CE	EU limit value for this product (cat. A/i): 140 g/l (2010). This product contains max. 80 g/l VOC.

\* The degree of gloss is measured at 60° on glass. It depends on the layer thickness and ambient conditions (temp., rel. humidity) during the drying process. The values are intended merely as a guide.

### Application

- The surface must be sanded properly, wood moisture content max. 12%.
- The floor must be dry and free from any old coatings, oil, grease, wax, silicone, sanding dust and other contaminants. Room temperature +15°C to +25°C, relative humidity 40% to 75%, material temperature +18°C to +25°C. Ensure working areas are adequately ventilated.
- Transfer material to a LOBATOOL varnish bucket before applying.
- Shake the contents well.
- Observe the general and, if available, the product-specific health and safety instructions. More specific information relating to GISCODE can be found in the usage instructions, which are available at [www.wingis-online.de](http://www.wingis-online.de).
- This product is part of the LOBA and Wakol "Connected Systems". The approved combinations with Wakol parquet adhesives may be found in the "Connected Systems" Matrix: [www.loba.de/connected-systems](http://www.loba.de/connected-systems)

### Thinner

The product is supplied ready for use and must not be diluted!

### Application tool/application rate

LOBATOOL roller Deluxe 120 / 100-120 ml(g)/m<sup>2</sup> = 8-10m<sup>2</sup>/l(kg)

LOBATOOL roller Microfaser 100-120 / 80-100 ml(g)/m<sup>2</sup> = 10-12m<sup>2</sup>/l(kg)

### Intermediate sanding

Able to recoat without intermediate sanding within the first 24 hours. After this time, an intermediate sanding is necessary. An intermediate sanding before the last application will achieve an even finish. Use LOBASAND perforated pad P120 or finer, alternatively Sanding Net P120 or finer. Carefully remove dust before overcoating.

10/12/2019



## Application

---

### Drying time

- Earliest possible recoating after 4-6 hours.
- Careful use possible after 4-6 hours.
- Earliest possible intermediate sanding after 8-10 hours.
- Light use after 24 hours.
- Full use and covering possible after 5 days.
- The floor can be covered earlier by using LOBATOOL Cover 400, for details see the TI for the product.

### We recommend using a primer:

to minimise side bonding and to seal off wood constituents, e.g. in exotic timber.

- WS EasyPrime
- OptiPrime
- HS 2K Intensive <sup>A.T.</sup>
- PrimaSeal Plus (contains solvent)

### Use on parquet and hardwood floors:

- Prepare and prime the substrate properly.
- Allow the primer to dry as specified.
- Apply finish by roller.
- Dry.
- Intermediate sanding.
- Optionally apply 2K SportColor in lines or areas acc. to technical information of the product.
- Apply second layer of finish by roller.

### Use on cork:

Seal only after the adhesive has set adequately.

Untreated natural cork:

- Apply three layers of coating by roller.
- Allow the first layer to dry overnight (reduces the risk of granule swelling).
- Intermediate sanding before the final application.

Not recommended for recoating of old coverings or prefinished cork, therefor the product LOBADUR<sup>®</sup> WS 2K Duo can be used, see TI for details.



# TECHNICAL INFORMATION

## WS EasyFinish SEMI-GLOSS



### General guidelines

---

**Cleaning of tools:** Clean tools and equipment immediately with water.

**Drying time:** The indicated drying times are valid for +20°C and 50% relative humidity, and assume careful, draught-free ventilation of the working area. Lower temperatures, higher relative humidity or poorer ventilation lead to longer drying times. Do not apply any protective coverings, wet clean the surface or lay carpet until the coating has achieved its final hardening. Product-specific data can be found in the relevant technical information.

**Intermediate sanding:** Where several layers of coatings are applied, if any layer is not overcoated within 24 hours, then the only way to ensure adequate bond between the layers is by intermediate sanding. An intermediate sanding before the final application will achieve an even surface. Carefully clean off the dust after intermediate sanding.

**Use with or without a primer:** Generally all finishes can be used without a primer. The use of a primer increases application reliability and ensures a finish free of lap marks and stripes, almost irrespective of the wood type. Further details can be found in the LOBA wood type list in the current product catalogue.

**Edge bonding:** Water-based coating systems usually show a tendency for edge bonding. Several measures can be taken to minimise the formation of irregular joints and the associated locking effect. The use of shear-resistant or permanently elastic adhesive to glue the parquet, careful filling of the joints with wood putty, use of suitable primers, such as LOBADUR WS EasyPrime, pretreatment of the groove sides on solid wood boards with wax compatible with the coating before laying. Taking steps to ensure that the room climate, in particular the relative humidity, remains constant. (Careful advising of the customer is recommended). Old floors with damaged, weak adhesives, and flexibly glued or nailed parquet, plank flooring, wood block flooring, industrial parquet, as well as parallel parquet, parquet on underfloor heating, and woods which change their moisture content quickly, such as beech and maple.

**Interactions:** Materials such as carpet underlays, furniture legs, castors, flexible adhesives used for parquet or for fixing can lead to softening and discoloration. Material building up in the joints can adversely affect touch and appearance. Exposure to hair dyes or rubber tyres on cars, motorcycles and cycles can lead to permanent, irreversible discoloration of the surface.

**Connected Systems:** Connected Systems approved products are optimized in such way that no dark discoloration, caused by chemical interaction between surfacetreatment and adhesive occurs, when applied in accordance with the technical datasheets.

The information in this document and all other advice and recommendations that we provide to help and assist the applicator are based on previous experience and relate to Spezial conditions. Because of the wide range of possible uses and conditions of application of our products, we do not relieve users from the need to carry out their own trials or to seek technical advice by speaking to the LOBA application engineering department. Observe the floor covering manufacturer's recommendations and the provisions of the current standards. Our liabilities and responsibilities are exclusively in accordance with our Terms and Conditions and are not extended by this information or by our advice. The publishing of a new technical data sheet automatically invalidates the earlier version.

The words or symbols denoted by ® stand for trademark rights that are at least registered and protected in the territory of Germany.

10/12/2019

